

BOTELLE ELEMENTARY SCHOOL

A small school with a big heart.

community
involvement

school
performance


student
centered

budget
process



STUDENT
CENTERED


RELATIONSHIPS



Botelle is a **SPECIAL** place.

STUDENT
CENTERED

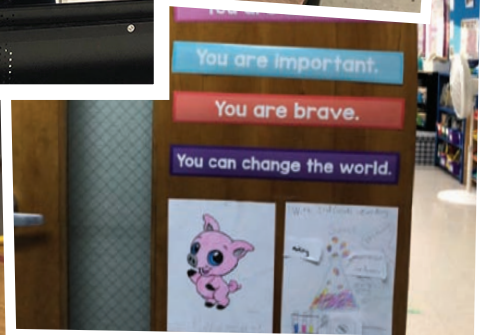

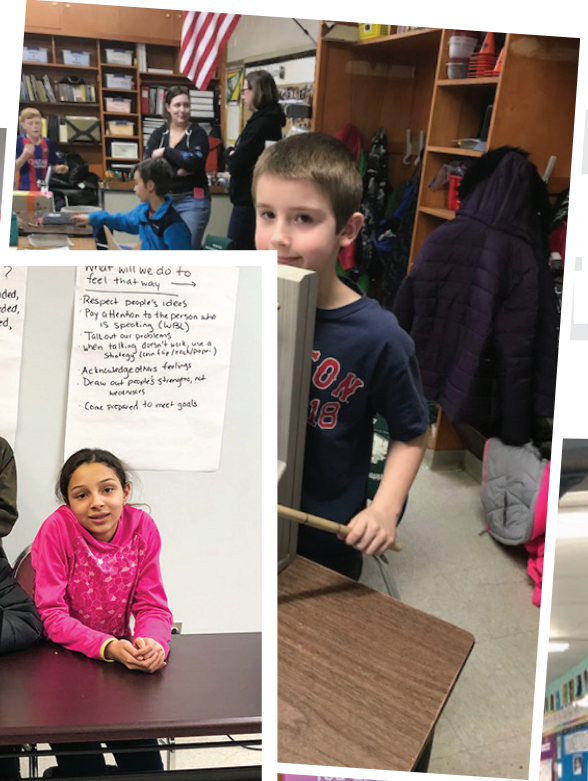
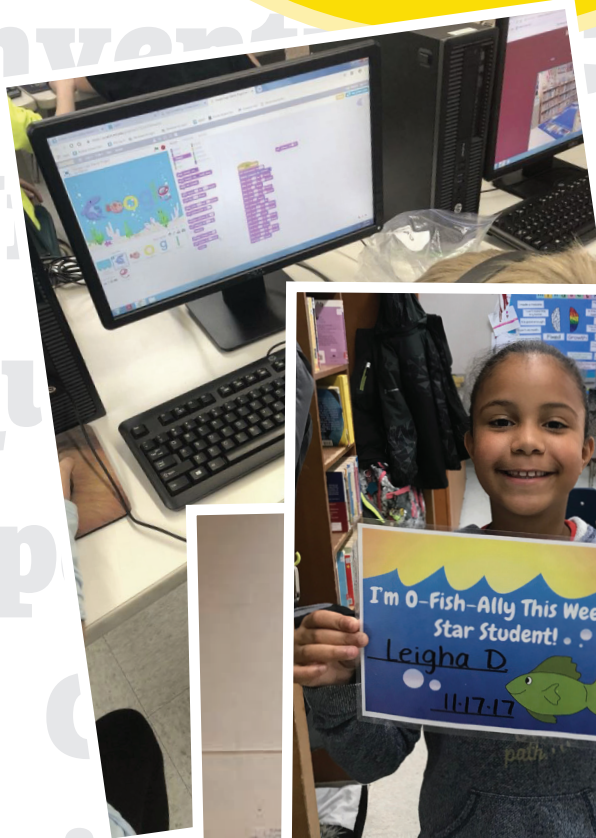
LEARNING



Botelle is a **SPECIAL** place.

STUDENT
CENTERED

INNOVATION



Botelle is a **SPECIAL** place.

Botelle has a **CATEGORY 1** ranking.

Connecticut School Categories: 2016-17

Statutes 10-223e, schools are placed into one of five categories. Category 1 schools are the highest performing schools in the state. Category 2 schools are the next highest performing schools in the state. Category 3 schools are the next highest performing schools in the state. Category 4 and 5 schools are the lowest performing student groups in the entire state.

ICSDE
CONNECTICUT STATE
DEPARTMENT OF EDUCATION

Reporting District Name	District Code	School Name	School Code	Low Grade	High Grade	School Category 2016-17	Support Classification 2016-17*
New Canaan School District	0900011	South School	0900211	K	4	1	
New Canaan School District	0900011	West School	0900311	PK	4	1	
Newington School District	0940011	Elizabeth Green School	0940211	PK	4	1	
Newtown School District	0970011	Head O'Meadow Elementary School	0970411	K	4	1	
Newtown School District	0970011	Sandy Hook Elementary School	0970211	K	4	1	
Norfolk School District	0980011	Botelle Elementary School	0980111	PK	6	1	
North Haven School District	1010011	Green Acres Elementary School	1010711	PK	5	1	
North Stonington School District	1020011	North Stonington Elementary School	1020111	PK	5	1	
Norwalk School District	1030011	Center for Global Studies	1030511	9	12	1	
Norwalk School District	1030011	Rowayton School	1031311	PK	5	1	
Old Saybrook School District	1060011	Old Saybrook Middle School	1065211	4	8	1	
Orange School District	1070011	Peck Place School	1070511	1	6	1	
Orange School District	1070011	Race Brook School	1070311	1	6	1	
Plainfield School District	1090011	Moosup Elementary School	1090111	PK	3	1	
Plainfield School District	1090011	Shepard Hill Elementary School	1090411	PK	3	1	
Plymouth School District	1110011	Plymouth Center School	1110211	PK	5	1	
Plymouth School District	1170011	Redding Elementary School	1170111	PK	4	1	
Regional School District 05	2050012	Amity Middle School: Orange	2055212	7	8	1	
Regional School District 06	2060012	Goshen Center School	2060112	PK	6	1	
Regional School District 10	2100012	Har-Bur Middle School	2105112	5	8	1	
Regional School District 10	2100012	Harwinton Consolidated School	2100312	PK	4	1	
Regional School District 10	2100012	Lake Garda Elementary School	2100212	PK	4	1	
Regional School District 12	2120012	Booth Free School	2120212	K	5	1	
Regional School District 12	2120012	The Burnham School	2120112	K	5	1	
Regional School District 12	2120012	Washington Primary School	2120412	PK	5	1	
Regional School District 12	2130012	Frederick Brewster School	2130112	PK	3	1	
Regional School District 13	2130012	John Lyman School	2130512	K	4	1	
Regional School District 15	2150012	Long Meadow Elementary School	2150712	PK	5	1	
Regional School District 15	2150012	Middlebury Elementary School	2150612	PK	5	1	
Regional School District 15	2150012	Pomperaug School	2150512	PK	5	1	
Regional School District 17	2170012	Burr District Elementary School	2170212	PK	4	1	

*Support classification is assigned only for schools in categories 4 and 5.

Connecticut School Categories, 2016-17
Page 4 of 33



Board Goals

TEACHING AND LEARNING

Design and implement rigorous, standards based, aligned, and engaging instruction in the academics and arts that allows all students to achieve at high levels, develop their interests and talents, and express their creativity.

STAFF DEVELOPMENT AND EVALUATION

Hire, develop, evaluate, and retain highly effective school leaders, teachers, and support staff, who work in teams and grow through ongoing professional learning.

OPERATIONS AND SYSTEMS

Implement a yearly strategic planning process that utilizes all resources in support of teaching and learning.

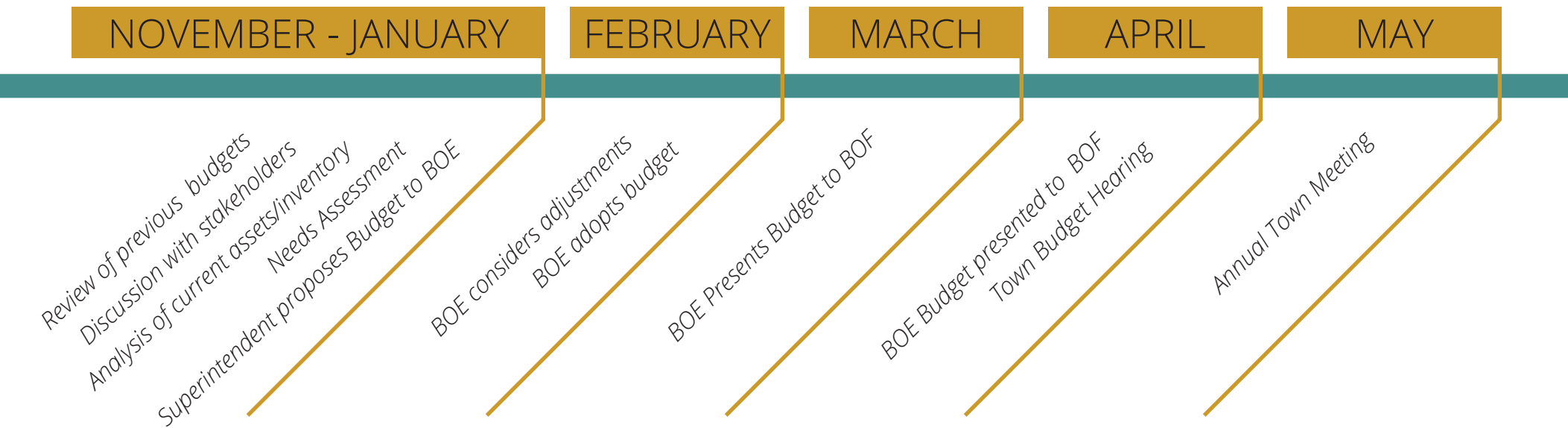
SCHOOL CULTURE AND CLIMATE

Foster a positive, safe, and healthy learning environment that supports high quality teaching and learning, engages families and the community as partners, and offers enriching co-curricular programs.



BUDGET PROCESS

Typical Timeline



BUDGET PROCESS

The difference a few years makes ...

	2016	2017	2018	3 YEAR CHANGE
SALARIES	53.53%	52.70%	50.01%	-3.52%
BENEFITS	16.18%	14.12%	13.31%	-2.87%
PURCHASED SERVICES <i>Transportations, building repairs, service contracts, cultural programs, cafeteria program subsidy, environmental education, copier lease, legal fees, computer tech support, internet service, telephones, field trips, adult education</i>	11.36%	12.03%	11.81%	+0.45%
SUPPLIES <i>Instructional (textbooks, software, etc), office, nurse, custodian, oil, electricity</i>	5%	4.81%	4.96%	-0.04%
OTHER <i>New and replacement equipment, dues & fees (i.e. student data management), accounting programs, etc.</i>	2%	1.97%	0.47%	-1.53%
SPECIAL EDUCATION	12%	14.37%	19.43%	+7.43%

BUDGET PROCESS

The difference a few years makes ...

2015/16	Regular Ed Budget	\$820,149
2019/20	Regular Ed Budget	\$763,638
		- \$56,511

2015/16	Regular Ed Transportation	\$118,727
2019/20	Regular Ed Transportation	\$133,488
		+ \$14,761

5-Yr Change Reg Ed + Transportation - \$41,750

2015/16	Special Education Budget	\$273,411
2018/19	Special Education Budget	\$507,756
		+ \$228,345

2015/16	Special Ed Transportation	\$19,005
2019/20	Special Ed Transportation	\$60,000
		+ \$40,995

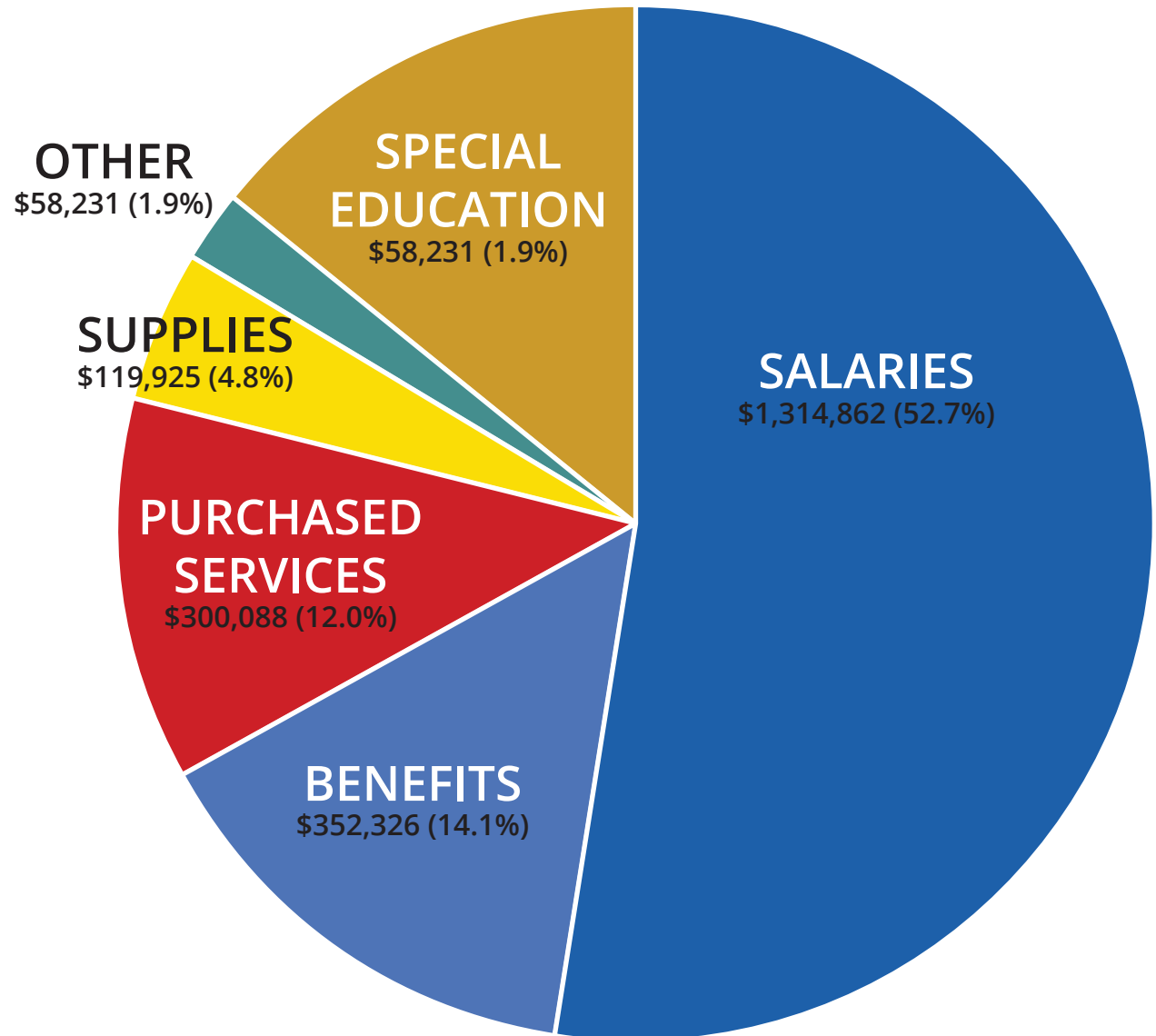
5-Yr Change Spec Ed + Transportation + \$269,340

BUDGET PROCESS

School Year	Average Annual Inflation Rate	Inflation Applied to Budget		Actual Budget
2013-2014				\$2,550,000
2014-2015	.8%	→	\$2,595,369	\$2,550,000
2015-2016	.7%	→	\$2,636,375	\$2,550,000
2016-2017	2.1%	→	\$2,678,030	\$2,520,000
2017-2018	2.1%	→	\$2,720,343	\$2,495,000
2018-2019	2.2%	→	\$2,763,326	\$2,455,000
<i>2018-2019 Adjusted (+ \$35,318 to meet MBR)</i>				\$2,490,318

BUDGET PROCESS

2017/2018 BUDGET



Botelle uses resources **beyond the budget.**



COMMUNITY
INVOLVEMENT

Our **COMMUNITY** is vital to Botelle's success!

A red semi-circle graphic located at the bottom left of the slide.

COMMUNITY
INVOLVEMENT

BOTELLE ELEMENTARY SCHOOL

Welcome Room

A small
school with a
BIG
heart.

